Installation Instructions

IMPORTANT NOTICE - READ CAREFULLY

Yoke Expander Single/Dual Check

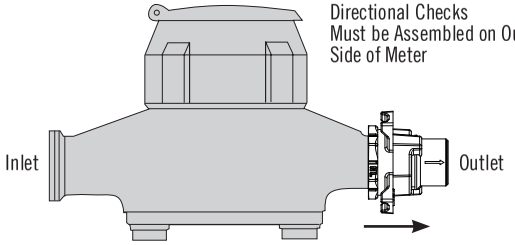

Directional Checks
Must be Assembled on Outlet
Side of Meter

Ensure O-Ring is in
Place Before Assembly

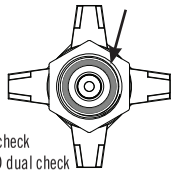

5/8" only available with dual check
3/4" available with single AND dual check
1" only available with single check

WARNING: It is unlawful in **CALIFORNIA & VERMONT (effective 1/1/2010); MARYLAND (effective 1/1/2012); LOUISIANA (effective 1/1/2013) and the UNITED STATES OF AMERICA (effective 1/4/2014)** to use any product in the installation or repair of any public water system or any plumbing in a facility or system that provides water for human consumption if the wetted surface area of the product has a weighted average lead content greater than 0.25%. This prohibition does not extend to service saddles used in California, Louisiana or under USA Public Law 111-380.

10/24
3210-580

Installation Instructions

IMPORTANT NOTICE - READ CAREFULLY

Yoke Expander Single/Dual Check

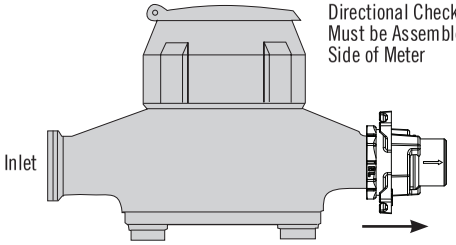

Directional Checks
Must be Assembled on Outlet
Side of Meter

Ensure O-Ring is in
Place Before Assembly

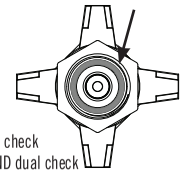

5/8" only available with dual check
3/4" available with single AND dual check
1" only available with single check

WARNING: It is unlawful in **CALIFORNIA & VERMONT (effective 1/1/2010); MARYLAND (effective 1/1/2012); LOUISIANA (effective 1/1/2013) and the UNITED STATES OF AMERICA (effective 1/4/2014)** to use any product in the installation or repair of any public water system or any plumbing in a facility or system that provides water for human consumption if the wetted surface area of the product has a weighted average lead content greater than 0.25%. This prohibition does not extend to service saddles used in California, Louisiana or under USA Public Law 111-380.

10/24
3210-580

Installation Instructions

IMPORTANT NOTICE - READ CAREFULLY

Yoke Expander Single/Dual Check

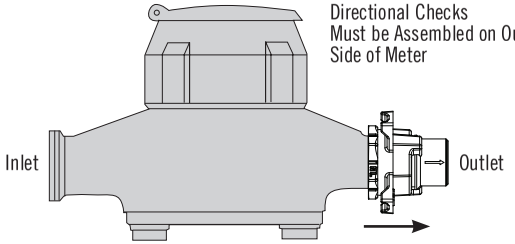

Directional Checks
Must be Assembled on Outlet
Side of Meter

Ensure O-Ring is in
Place Before Assembly

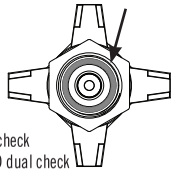

5/8" only available with dual check
3/4" available with single AND dual check
1" only available with single check

WARNING: It is unlawful in **CALIFORNIA & VERMONT (effective 1/1/2010); MARYLAND (effective 1/1/2012); LOUISIANA (effective 1/1/2013) and the UNITED STATES OF AMERICA (effective 1/4/2014)** to use any product in the installation or repair of any public water system or any plumbing in a facility or system that provides water for human consumption if the wetted surface area of the product has a weighted average lead content greater than 0.25%. This prohibition does not extend to service saddles used in California, Louisiana or under USA Public Law 111-380.

10/24
3210-580

Installation Instructions

IMPORTANT NOTICE - READ CAREFULLY

Yoke Expander Single/Dual Check

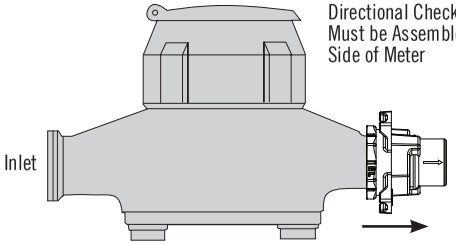

Directional Checks
Must be Assembled on Outlet
Side of Meter

Ensure O-Ring is in
Place Before Assembly

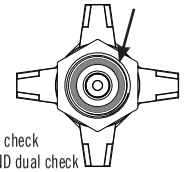

5/8" only available with dual check
3/4" available with single AND dual check
1" only available with single check

WARNING: It is unlawful in **CALIFORNIA & VERMONT (effective 1/1/2010); MARYLAND (effective 1/1/2012); LOUISIANA (effective 1/1/2013) and the UNITED STATES OF AMERICA (effective 1/4/2014)** to use any product in the installation or repair of any public water system or any plumbing in a facility or system that provides water for human consumption if the wetted surface area of the product has a weighted average lead content greater than 0.25%. This prohibition does not extend to service saddles used in California, Louisiana or under USA Public Law 111-380.

10/24
3210-580

Installation Instructions

IMPORTANT NOTICE - READ CAREFULLY

Yoke Expander Single/Dual Check

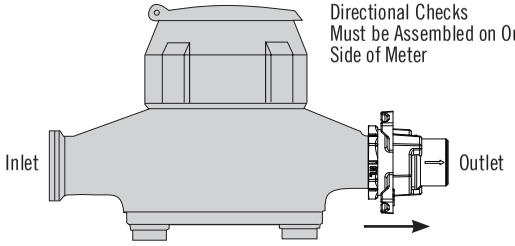

Directional Checks
Must be Assembled on Outlet
Side of Meter

Ensure O-Ring is in
Place Before Assembly

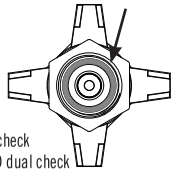

5/8" only available with dual check
3/4" available with single AND dual check
1" only available with single check

WARNING: It is unlawful in **CALIFORNIA & VERMONT (effective 1/1/2010); MARYLAND (effective 1/1/2012); LOUISIANA (effective 1/1/2013) and the UNITED STATES OF AMERICA (effective 1/4/2014)** to use any product in the installation or repair of any public water system or any plumbing in a facility or system that provides water for human consumption if the wetted surface area of the product has a weighted average lead content greater than 0.25%. This prohibition does not extend to service saddles used in California, Louisiana or under USA Public Law 111-380.

10/24
3210-580

Installation Instructions

IMPORTANT NOTICE - READ CAREFULLY

Yoke Expander Single/Dual Check

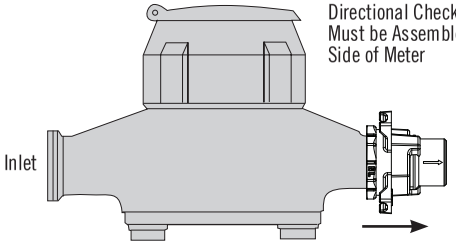

Directional Checks
Must be Assembled on Outlet
Side of Meter

Ensure O-Ring is in
Place Before Assembly

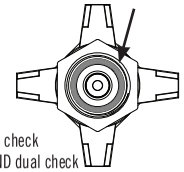

5/8" only available with dual check
3/4" available with single AND dual check
1" only available with single check

WARNING: It is unlawful in **CALIFORNIA & VERMONT (effective 1/1/2010); MARYLAND (effective 1/1/2012); LOUISIANA (effective 1/1/2013) and the UNITED STATES OF AMERICA (effective 1/4/2014)** to use any product in the installation or repair of any public water system or any plumbing in a facility or system that provides water for human consumption if the wetted surface area of the product has a weighted average lead content greater than 0.25%. This prohibition does not extend to service saddles used in California, Louisiana or under USA Public Law 111-380.

10/24
3210-580

Installation Instructions

IMPORTANT NOTICE - READ CAREFULLY

Yoke Expander Single/Dual Check

1. Keep expander clean and free from dirt and debris.
2. Protect expander from freezing, which may destroy checks. In the event the expander does freeze, replacement of the expander is recommended.
3. Use a snug fitting smooth jaw wrench on the wrenching flat nearest the tightened end.
4. Protect threads. Avoid loose-fitting wrenches. Do not drop or impact.
5. DO NOT use Vaseline®, plumber's grease, or any other petroleum based product on seals or O-Rings.
6. Maximum operating pressure for checks is 150 PSIG.
7. A pressure relief valve or expansion tank is recommended downstream of device if thermal expansion conditions are possible.
8. USE ONLY ON COLD WATER SERVICES.

800-292-2737 | sales@aymcdonald.com | aymcdonald.com

10/24
3210-580

Installation Instructions

IMPORTANT NOTICE - READ CAREFULLY

Yoke Expander Single/Dual Check

1. Keep expander clean and free from dirt and debris.
2. Protect expander from freezing, which may destroy checks. In the event the expander does freeze, replacement of the expander is recommended.
3. Use a snug fitting smooth jaw wrench on the wrenching flat nearest the tightened end.
4. Protect threads. Avoid loose-fitting wrenches. Do not drop or impact.
5. DO NOT use Vaseline®, plumber's grease, or any other petroleum based product on seals or O-Rings.
6. Maximum operating pressure for checks is 150 PSIG.
7. A pressure relief valve or expansion tank is recommended downstream of device if thermal expansion conditions are possible.
8. USE ONLY ON COLD WATER SERVICES.

800-292-2737 | sales@aymcdonald.com | aymcdonald.com

10/24
3210-580

Installation Instructions

IMPORTANT NOTICE - READ CAREFULLY

Yoke Expander Single/Dual Check

1. Keep expander clean and free from dirt and debris.
2. Protect expander from freezing, which may destroy checks. In the event the expander does freeze, replacement of the expander is recommended.
3. Use a snug fitting smooth jaw wrench on the wrenching flat nearest the tightened end.
4. Protect threads. Avoid loose-fitting wrenches. Do not drop or impact.
5. DO NOT use Vaseline®, plumber's grease, or any other petroleum based product on seals or O-Rings.
6. Maximum operating pressure for checks is 150 PSIG.
7. A pressure relief valve or expansion tank is recommended downstream of device if thermal expansion conditions are possible.
8. USE ONLY ON COLD WATER SERVICES.

800-292-2737 | sales@aymcdonald.com | aymcdonald.com

10/24
3210-580

Installation Instructions

IMPORTANT NOTICE - READ CAREFULLY

Yoke Expander Single/Dual Check

1. Keep expander clean and free from dirt and debris.
2. Protect expander from freezing, which may destroy checks. In the event the expander does freeze, replacement of the expander is recommended.
3. Use a snug fitting smooth jaw wrench on the wrenching flat nearest the tightened end.
4. Protect threads. Avoid loose-fitting wrenches. Do not drop or impact.
5. DO NOT use Vaseline®, plumber's grease, or any other petroleum based product on seals or O-Rings.
6. Maximum operating pressure for checks is 150 PSIG.
7. A pressure relief valve or expansion tank is recommended downstream of device if thermal expansion conditions are possible.
8. USE ONLY ON COLD WATER SERVICES.

800-292-2737 | sales@aymcdonald.com | aymcdonald.com

10/24
3210-580

Installation Instructions

IMPORTANT NOTICE - READ CAREFULLY

Yoke Expander Single/Dual Check

1. Keep expander clean and free from dirt and debris.
2. Protect expander from freezing, which may destroy checks. In the event the expander does freeze, replacement of the expander is recommended.
3. Use a snug fitting smooth jaw wrench on the wrenching flat nearest the tightened end.
4. Protect threads. Avoid loose-fitting wrenches. Do not drop or impact.
5. DO NOT use Vaseline®, plumber's grease, or any other petroleum based product on seals or O-Rings.
6. Maximum operating pressure for checks is 150 PSIG.
7. A pressure relief valve or expansion tank is recommended downstream of device if thermal expansion conditions are possible.
8. USE ONLY ON COLD WATER SERVICES.

800-292-2737 | sales@aymcdonald.com | aymcdonald.com

10/24
3210-580

Installation Instructions

IMPORTANT NOTICE - READ CAREFULLY

Yoke Expander Single/Dual Check

1. Keep expander clean and free from dirt and debris.
2. Protect expander from freezing, which may destroy checks. In the event the expander does freeze, replacement of the expander is recommended.
3. Use a snug fitting smooth jaw wrench on the wrenching flat nearest the tightened end.
4. Protect threads. Avoid loose-fitting wrenches. Do not drop or impact.
5. DO NOT use Vaseline®, plumber's grease, or any other petroleum based product on seals or O-Rings.
6. Maximum operating pressure for checks is 150 PSIG.
7. A pressure relief valve or expansion tank is recommended downstream of device if thermal expansion conditions are possible.
8. USE ONLY ON COLD WATER SERVICES.

800-292-2737 | sales@aymcdonald.com | aymcdonald.com

10/24
3210-580